



sst

School
of Stitched
Textiles

Patchwork & Quilting

SKILL STAGE 4 – ACCREDITED COURSE

City & 
Guilds

ACCREDITED

Contents

- 03** Overview
- 04** Course Delivery
- 05** Modules 1-2
- 06** Modules 3-4
- 07** Modules 5-6
- 08** Modules 7-9
- 09** Modules 10-12
- 10** Graduate Story
- 11** Image Gallery
- 12** Price Information
- 13** Enrolling
- 14** Supporting You




Overview

This City & Guilds accredited Patchwork & Quilting course is an advanced study programme aimed at experienced students who want to enhance their skills & commercialise their work.

Students with a lot of demonstrable experience or those who have previously completed our skill stage 3 or level 3 Patchwork & Quilting course have the opportunity to study on our City & Guilds Accredited Skill Stage 4 Course.

At this level students will be able to continue developing personal research and technical skills to form a unique collection of work at a professional level.



City & Guilds
ACCREDITED

Course Delivery

This course is supplied as a distance learning course where course materials and tutor assessments are delivered digitally and work is returned to your tutor via digital presentation.

You will work through written and illustrated course materials which are supplemented with 'how to' videos and online galleries.

Your coursework will be reviewed by your tutor and periodically by an Internal Quality Assessor. You will be provided with written feedback and, if needed, you will be able to re-submit altered work.

You can contact your tutor at any time to request your work to date be reviewed and suggestions for future progress be made.



Modules

MODULE 1: SELF CHOSEN DESIGN PROJECT (SCDP)

Students get to choose their own design project to work on throughout the course.

MODULE 2: HISTORICAL DESIGNERS AND MAKERS

- Research and sampling
- Fabric manipulation
- Continue to create SCDP.



Modules

MODULE 3: CURRENT DESIGNERS AND MAKERS

- Research and sampling
- Quick piecing methods
- Completion of SCDP.

MODULE 4: RESEARCH METHODS

- Free Machine Quilting
- History of Patchwork and Quilting.



Modules

MODULE 5: INTRODUCTION TO DIFFERENT METHODS

- Miniature
- Innovative methods
- Mixed media sampling.

MODULE 6: EXPLORATION OF FURTHER TECHNIQUES

- Mathematical research and sampling
- Dye and paint techniques
- Research patchwork and quilting from different geographical locations.



Modules

MODULE 7: COLOUR REMOVAL, SPRAY & HEAT SAMPLES

- Design and make first final piece.

MODULE 9: MAKE FINAL PIECE

- Design and make first final piece.

MODULE 8: APPLIQUE & FINISHING SAMPLES

- Design and make second final piece.



Modules

MODULE 10: PROFESSIONAL PRACTICE


- Produce a professional CV and profile
- How to cost up items for the purpose of selling to customers.

MODULE 11: PROFESSIONAL PRACTICE CONTINUED

- Learn how to plan promotional activities
- Business planning for textiles artists
- Working to commission.

MODULE 12: PRESENTATION


Full presentation compiled of all work for submission.





“Looking back at the history of patchwork and quilting was fascinating. Learning how the craft had evolved and developed over hundreds of years is so interesting. Seeing the amazing designs that were developed by women with only had the most rudimentary tools and materials at their disposal is inspiring. Creating patterns and designs that are still used to this day.”

[Lynda Vidulich - Patchwork & Quilting Skill Stage 4](#)





Price Information

Completion.

At the end of the course we'll produce an online video showcasing the highlights of your learning journey. Since all of our courses are delivered via distance learning, you will not have to travel to the centre or transport physical work.

Pricing.

The cost of the course depends on how many modules you wish to pay for at once. For up-to-date pricing information, please visit the [price page on our website](#).

Students are allowed up to 2 year to complete this course.

Enrolling

We open enrolment to new students 3-4 times throughout the year. This is your chance to secure a place on your chosen course and begin your creative journey.

As the UK's largest distance learning offering online accredited textile craft courses, demand for these courses is high. Therefore we only invite those who have previously 'expressed an interest' to enrol. If you'd like to be invited to enrol when it opens then please make sure you [register your interest](#).

Upon enrolment you will be asked to agree to and abide by [SST's terms & conditions](#) relating to this course.



Supporting you

Although our courses are taught via distance learning we encourage students to connect with each other to share their learning journeys.

When students enrol they are invited to join their own unique 'group' on Facebook. These groups include students who will be starting their course at the same time as you.

This is a great way of allowing students to really feel like they are part of a group where they are able to express any concerns and share their creative progress. We also hold regular 'live chat' sessions with tutors.





School of Stitched Textiles (SST) Limited

Eccles Farm Needlecraft Centre
Eccles Land
Bispham Green
Ormskirk
Lancashire, UK
L40 3SD

T: 01257 463163
E: info@safost.org
W: www.sofst.org

School of Stitched Textiles, All
Rights Reserved. Registered in
England in Wales No. 05935078

